

Business Plan Master for Windows

(Excel 4.0)

v1.0

Proforma Financial Information

Copyright 1992, David A. Works

Please Read User's Guide!

This is SHAREWARE.

Registration brings benefits!

My Company

Cash Flow Projections

(000s)

		YEAR 1		
		<u>Jan</u>	<u>Feb</u>	<u>Mar</u>
Sales:				
1st Product or Service		100.00	100.00	100.00
2nd Product or Service		0.00	0.00	0.00
Total Sales		100.00	100.00	100.00
Cash Receipts:				
Month of Shipment	10%	Err:508	Err:508	Err:508
First Month	60%	0.00	Err:508	Err:508
Second Month	20%	0.00	0.00	Err:508
Third Month	8%	0.00	0.00	0.00
Fourth Month	1%	0.00	0.00	0.00
Total Receipts		Err:508	Err:508	Err:508
Cash Disbursements:				
Rent		0.00	0.00	0.00
Utilities		0.00	0.00	0.00
Telephone		0.00	0.00	0.00
Salaries		0.00	0.00	0.00
Payroll		0.00	0.00	0.00
Withholding		0.00	0.00	0.00
Inventory		Err:508	Err:508	Err:508
Freight-In		Err:508	Err:508	Err:508

Office Expense	0.00	0.00	0.00
Vehicle Expense	0.00	0.00	0.00
Office Supplies	0.00	0.00	0.00
Postage	0.00	0.00	0.00
Advertising	0.00	0.00	0.00
Professionals	0.00	0.00	0.00
Commissions	Err:508	Err:508	Err:508
Insurance	0.00	0.00	0.00
Travel & Entertainment	0.00	0.00	0.00
Research	0.00	0.00	0.00
Miscellaneous	0.00	0.00	0.00
State Taxes			
Federal Taxes			
Total Disbursements	Err:508	Err:508	Err:508
Net Cash From Operations	Err:508	Err:508	Err:508
Beginning Cash	Err:508	Err:508	Err:508
Cash on Hand	Err:508	Err:508	Err:508
Bank Loan Required	Err:508	Err:508	Err:508
Loan Repayment	0.00	0.00	0.00
Ending Cash	Err:508	Err:508	Err:508

Variables

Cash Reserve	10.00
Mark_Up	100.00%
Frtpct	5.00%
CommRt	10.00%
Beg Cash	200

Simple Loan Repayment Calculator

Principal	10000.00
No. of Payments	24
Interest Rate	12.00%

RANGE NAMES & LOCATIONS

ASSET_WORKSHEET	=AS\$1:\$BA\$19
BALANCE_SHEET	=AS\$148:\$BB\$195
BEG_CASH	=B\$79
CALCULATOR	=A\$85:\$C\$88
CASH_FLOW	=A\$12:\$AL\$70
CASH_RESERVE	=B\$75
COMMRT	=B\$78
D_B	=BD\$1:\$BM\$60
FED_TAX	=AO\$97
FIRSTMONTH	=B\$28
FOURTHMONTH	=B\$31
FRTPCT	=B\$77
INCOME_STATEMNT	=AS\$83:\$BB\$145
INIT_INVESTMNT	=CA\$19
INITIAL_PRICE	=CA\$20
MARK_UP	=B\$76
MONTHSHIP	=B\$27
NO_OF_SHARES	=CA\$9
OUTSIDE_INVEST	=CA\$17
RATIO_ANALYSIS	=AS\$198:\$BB\$222
RETURNS	=AO\$95
RMA	=BP\$1:\$BW\$52
SECONDMONTH	=B\$29
STATE_TAX	=AO\$96
STATEMENT_VAR	=AN\$95:\$AO\$97
STOCK_ANALYS	=BY\$1:\$CF\$22
THIRDMONTH	=B\$30
VARIABLES	=A\$73:\$C\$80

0.00	0.00	0.00	0.00	0.00	0.00	0.00
0.00	0.00	0.00	0.00	0.00	0.00	0.00
0.00	0.00	0.00	0.00	0.00	0.00	0.00
0.00	0.00	0.00	0.00	0.00	0.00	0.00
0.00	0.00	0.00	0.00	0.00	0.00	0.00
0.00	0.00	0.00	0.00	0.00	0.00	0.00
Err:508	Err:508	Err:508	Err:508	Err:508	Err:508	Err:508
0.00	0.00	0.00	0.00	0.00	0.00	0.00
0.00	0.00	0.00	0.00	0.00	0.00	0.00
0.00	0.00	0.00	0.00	0.00	0.00	0.00
0.00	0.00	0.00	0.00	0.00	0.00	0.00

Err:508	Err:508	Err:508	Err:508	Err:508	Err:508	Err:508
Err:508	Err:508	Err:508	Err:508	Err:508	Err:508	Err:508
Err:508	Err:508	Err:508	Err:508	Err:508	Err:508	Err:508
Err:508	Err:508	Err:508	Err:508	Err:508	Err:508	Err:508
Err:508	Err:508	Err:508	Err:508	Err:508	Err:508	Err:508
0.00	0.00	0.00	0.00	0.00	0.00	0.00
Err:508	Err:508	Err:508	Err:508	Err:508	Err:508	Err:508



0.00	0.00	0.00	0.00	0.00	0.00	0.00
0.00	0.00	0.00	0.00	0.00	0.00	0.00
0.00	0.00	0.00	0.00	0.00	0.00	0.00
0.00	0.00	0.00	0.00	0.00	0.00	0.00
0.00	0.00	0.00	0.00	0.00	0.00	0.00
0.00	0.00	0.00	0.00	0.00	0.00	0.00
Err:508	Err:508	Err:508	Err:508	Err:508	Err:508	Err:508
0.00	0.00	0.00	0.00	0.00	0.00	0.00
0.00	0.00	0.00	0.00	0.00	0.00	0.00
0.00	0.00	0.00	0.00	0.00	0.00	0.00
0.00	0.00	0.00	0.00	0.00	0.00	0.00

Err:508	Err:508	Err:508	Err:508	Err:508	Err:508	Err:508
Err:508	Err:508	Err:508	Err:508	Err:508	Err:508	Err:508
Err:508	Err:508	Err:508	Err:508	Err:508	Err:508	Err:508
Err:508	Err:508	Err:508	Err:508	Err:508	Err:508	Err:508
Err:508	Err:508	Err:508	Err:508	Err:508	Err:508	Err:508
0.00	0.00	0.00	0.00	0.00	0.00	0.00
Err:508	Err:508	Err:508	Err:508	Err:508	Err:508	Err:508



0.00	0.00	0.00	0.00	0.00	0.00	0.00
0.00	0.00	0.00	0.00	0.00	0.00	0.00
0.00	0.00	0.00	0.00	0.00	0.00	0.00
0.00	0.00	0.00	0.00	0.00	0.00	0.00
0.00	0.00	0.00	0.00	0.00	0.00	0.00
0.00	0.00	0.00	0.00	0.00	0.00	0.00
Err:508	Err:508	Err:508	Err:508	Err:508	Err:508	Err:508
0.00	0.00	0.00	0.00	0.00	0.00	0.00
0.00	0.00	0.00	0.00	0.00	0.00	0.00
0.00	0.00	0.00	0.00	0.00	0.00	0.00
0.00	0.00	0.00	0.00	0.00	0.00	0.00

Err:508	Err:508	Err:508	Err:508	Err:508	Err:508	Err:508
Err:508	Err:508	Err:508	Err:508	Err:508	Err:508	Err:508
Err:508	Err:508	Err:508	Err:508	Err:508	Err:508	Err:508
Err:508	Err:508	Err:508	Err:508	Err:508	Err:508	Err:508
Err:508	Err:508	Err:508	Err:508	Err:508	Err:508	Err:508
0.00	0.00	0.00	0.00	0.00	0.00	0.00
Err:508	Err:508	Err:508	Err:508	Err:508	Err:508	Err:508




0.00	0.00	0.00	0.00	0.00	0.00	0.00
0.00	0.00	0.00	0.00	0.00	0.00	0.00
0.00	0.00	0.00	0.00	0.00	0.00	0.00
0.00	0.00	0.00	0.00	0.00	0.00	0.00
0.00	0.00	0.00	0.00	0.00	0.00	0.00
0.00	0.00	0.00	0.00	0.00	0.00	0.00
Err:508	Err:508	Err:508	Err:508	Err:508	Err:508	Err:508
0.00	0.00	0.00	0.00	0.00	0.00	0.00
0.00	0.00	0.00	0.00	0.00	0.00	0.00
0.00	0.00	0.00	0.00	0.00	0.00	0.00
0.00	0.00	0.00	0.00	0.00	0.00	0.00

Err:508	Err:508	Err:508	Err:508	Err:508	Err:508	Err:508
Err:508	Err:508	Err:508	Err:508	Err:508	Err:508	Err:508
Err:508	Err:508	Err:508	Err:508	Err:508	Err:508	Err:508
Err:508	Err:508	Err:508	Err:508	Err:508	Err:508	Err:508
Err:508	Err:508	Err:508	Err:508	Err:508	Err:508	Err:508
0.00	0.00	0.00	0.00	0.00	0.00	0.00
Err:508	Err:508	Err:508	Err:508	Err:508	Err:508	Err:508



0.00	0.00	0.00	0.00	0.00
0.00	0.00	0.00	0.00	0.00
0.00	0.00	0.00	0.00	0.00
0.00	0.00	0.00	0.00	0.00
0.00	0.00	0.00	0.00	0.00
0.00	0.00	0.00	0.00	0.00
Err:508	Err:508	Err:508	Err:508	Err:508
0.00	0.00	0.00	0.00	0.00
0.00	0.00	0.00	0.00	0.00
0.00	0.00	0.00	0.00	0.00
0.00	0.00	0.00	0.00	0.00

Err:508	Err:508	Err:508	Err:508	Err:508
Err:508	Err:508	Err:508	Err:508	Err:508
Err:508	Err:508	Err:508	Err:508	Err:508
Err:508	Err:508	Err:508	Err:508	Err:508
Err:508	Err:508	Err:508	Err:508	Err:508
0.00	0.00	0.00	0.00	0.00
Err:508	Err:508	Err:508	Err:508	Err:508



State

Returns

State Tax

Fed Tax

Asset Worksheet

(000's)

Fixed Assets


Equipment	10.00
Automotive, trucks	0.00
Buildings	0.00
Fixtures	0.00
Machinery	0.00
Leashold improvements	0.00

Total Fixed Assets 10.00

Intangible Assets

Goodwill	0.00
Other	0.00
Total	0.00

Err:508 Err:508
Err:508 Err:508
Err:508 Err:508
Err:508 Err:508
Err:508 Err:508



INCOME STATE

(000's)

ement Variables

0.00%

5.00%

30.00%

	<u>Year 1</u>	<u>Year 2</u>
Revenue:		
Gross Sales:	1200.00	1200.00
Less returns, discounts	Err:508	Err:508
Net Sales	Err:508	Err:508
Cost of Goods Sold:		
Beginning inventory	73.50	Err:508
Purchases	Err:508	Err:508
Freight	Err:508	Err:508
Total goods available	Err:508	Err:508
Ending inventory	Err:508	Err:508
Total Cost of Goods Sold	Err:508	Err:508
Gross Profit	Err:508	Err:508
Operating Expenses:		
Selling Expenses		
Advertising	0.00	0.00
Commissions	Err:508	Err:508
T & E	0.00	0.00
Total	Err:508	Err:508
Administrative		
Salaries	0.00	0.00
Payroll	0.00	0.00
Withholding	0.00	0.00
Insurance	0.00	0.00
Total	0.00	0.00
General		
Rent	0.00	0.00
Utilities	0.00	0.00
Telephone	0.00	0.00
Office Expenses	0.00	0.00
Vehicle Expenses	0.00	0.00
Office Supplies	0.00	0.00
Postage	0.00	0.00

Professionals	0.00	0.00
Research	0.00	0.00
Misc.	0.00	0.00
Total	0.00	0.00
Total Operating Expenses	Err:508	Err:508
Total Operating Income	Err:508	Err:508
State Taxes	Err:508	Err:508
Pretax Income	Err:508	Err:508
Federal Taxes	Err:508	Err:508
Net Income	Err:508	Err:508

BALANCE SH

(000's)

My Company

Year 1 Year 2

ASSETS

Cash	Err:508	Err:508
Accounts Receivable	Err:508	Err:508
Notes Receivable	0.00	0.00
Inventory	Err:508	Err:508
Total Current Assets	Err:508	Err:508
Equipment	10.00	10.00
Less: accum. deprec.	0.00	0.00
Net Fixed assets	10.00	10.00
Intangible Assets	0.00	0.00
Total Assets	Err:508	Err:508

LIABILITIES

Accounts payable	0.00	0.00
Bank notes	0.00	0.00

Notes payable	0.00	0.00
CPLTD	0.00	0.00
Total Current Liabilities	0.00	0.00
Total non-current liabilities	0.00	0.00
Total Liabilities	0.00	0.00
NET WORTH		
Paid in Capital	Err:508	Err:508
Retained Earnings	Err:508	Err:508
Other	Err:508	Err:508
Total Net Worth	Err:508	Err:508
TOTAL LIABILITIES & NET WORTH	Err:508	Err:508

RATIO ANALY

My Company

	<u>Year 1</u>	<u>Year 2</u>
Current Ratio	#N/A	#N/A
Acid Ratio	#N/A	#N/A
Debt Ratio	#N/A	#N/A
TIE		
Inventory Turnover	Err:508	Err:508
Average Collection		
Period	Err:508	Err:508
Total Asset Turnover	Err:508	Err:508
Gross Margin	Err:508	Err:508
Net Margin	Err:508	Err:508
Return on Assets	Err:508	Err:508
Return on Equity	Err:508	Err:508

Off. Comp./Sales

Err:508 Err:508

**Dun & Bradst
Industry Noi**

Year 1

\$ %

CASH	Err:508	Err:508
ACCOUNTS RECEIVABLE	Err:508	Err:508
NOTES RECEIVABLE	0.00	Err:508
INVENTORY	Err:508	Err:508
OTHER CURRENT		Err:508
TOTAL CURRENT	Err:508	Err:508
FIXED ASSETS	10.00	Err:508
OTHER NON-CURRENT	0.00	Err:508
TOTAL ASSETS	Err:508	100.0
ACCOUNTS PAYABLE	0.00	Err:508
BANK LOANS	0.00	Err:508
NOTES PAYABLE	0.00	Err:508
OTHER CURRENT	0.00	Err:508
TOTAL CURRENT	0.00	Err:508
OTHER LONG TERM	0.00	Err:508
DEFERRED CREDITS		
NET WORTH	Err:508	Err:508
TOTAL LIAB&NET WORTH	Err:508	100.0
NET SALES	Err:508	100.0
GROSS PROFIT	Err:508	Err:508
NET PROFIT AFTER TAX	Err:508	Err:508
WORKING CAPITAL	Err:508	Err:508
RATIOS		
SOLVENCY		
QUICK RATIO (TIMES)		#N/A

CURRENT RATIO (TIMES)	#N/A
CURR LIAB TO NW (%)	Err:508
CURR LIAB TO INV (%)	Err:508
TOTAL LIAB TO NW (%)	Err:508
FIXED ASSETS TO NW (%)	Err:508

EFFICIENCY

COLL PERIOD (DAYS)	Err:508
SALES TO INV (TIMES)	Err:508
ASSETS TO SALES (%)	Err:508
SALES TO NWC (TIMES)	Err:508
ACCTS PAY TO SALES (%)	Err:508

PROFITABILITY

RETURN ON SALES (%)	Err:508
RETURN ON ASSETS (%)	Err:508
RETURN ON NW (%)	Err:508

MENT

#N/A	0.00	#N/A
#N/A	0.00	#N/A
#N/A	0.00	#N/A
#N/A	0.00	#N/A

Err:508 Err:508 Err:508

Err:508 Err:508 Err:508
Err:508 Err:508 Err:508

Err:508 Err:508 Err:508
Err:508 Err:508 Err:508

Err:508 Err:508 Err:508

EET

7

Year 3

%		%
Err:508	Err:508	Err:508
Err:508	Err:508	Err:508
#N/A	0.00	#N/A
Err:508	Err:508	Err:508

Err:508 Err:508 Err:508

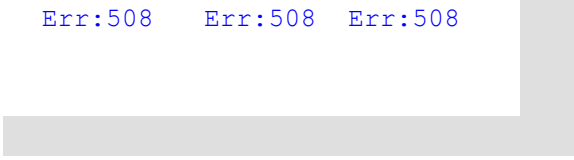
10.00
0.00

0.00%	10.00	0.00%
#N/A	0.00	#N/A

Err:508 Err:508 Err:508

#N/A	0.00	#N/A
#N/A	0.00	#N/A

Err:508 Err:508 Err:508



tree
rms

<u>Year 2</u>		<u>Year 3</u>	
\$	%	\$	%
Err:508	Err:508	Err:508	Err:508
Err:508	Err:508	Err:508	Err:508
0.00	Err:508	0.00	Err:508
Err:508	Err:508	Err:508	Err:508
	Err:508		Err:508
Err:508	Err:508	Err:508	Err:508
10.00	Err:508	10.00	Err:508
0.00	Err:508	0.00	Err:508
Err:508	100.0	Err:508	100.0
0.00	Err:508	0.00	Err:508
0.00	Err:508	0.00	Err:508
0.00	Err:508	0.00	Err:508
0.00	Err:508	0.00	Err:508
0.00	Err:508	0.00	Err:508
0.00	Err:508	0.00	Err:508
Err:508	Err:508	Err:508	Err:508
Err:508	100.0	Err:508	100.0
Err:508	100.0	Err:508	100.0
Err:508	Err:508	Err:508	Err:508
Err:508	Err:508	Err:508	Err:508
Err:508	Err:508	Err:508	Err:508
#N/A		#N/A	

ASSETS
Cash & Equivalents
Trade Receivables - (net)
Inventory
All Other Current
Total Current
Fixed Assets (net)
All Other Non-Current
Total
LIABILITIES
Notes-Payable-Short Term
Cur. Mat.-L/T/D
Trade Payables
Income Taxes-Payable
All Other Current
Total Current
Long Term Debt
Deferred Taxes
All Other Non-Current
Total Liabilities & Net Worth
INCOME DATA
Net Sales
Gross Profit
Operating Expenses
Operating Profit
All Other Expenses (net)
Profit Before Taxes
RATIOS
Current
Quick
Sales/Receivables
Cost of Sales/Inventory
Cost of Sales/Payables
Sales/Working Capital
EBIT/Interest
Net Profit + Depr., Dep.,
Amort./Cur. Mat. L/T/D
Fixed/Worth

#N/A	#N/A
Err:508	Err:508
Err:508	Err:508
Err:508	Err:508
Err:508	Err:508

Err:508	Err:508
Err:508	Err:508
Err:508	Err:508
Err:508	Err:508
Err:508	Err:508

Err:508	Err:508
Err:508	Err:508
Err:508	Err:508

Debt/Worth
% Profit Before Taxes/
Tangible Net Worth
% Profit Before Taxes/
Total Assets
Sales/Net Fixed Assets
Sales/Total Assets
% Depr., Dep., Amort/Sales
% Officer's Comp./Sales

RMA is copyright Robert Morris Assoc

RMA

<u>Year 1</u>	<u>Year 2</u>	<u>Year 3</u>
Err:508	Err:508	Err:508
Err:508	Err:508	Err:508
Err:508	Err:508	Err:508
Err:508	Err:508	Err:508
Err:508	Err:508	Err:508
Err:508	Err:508	Err:508
100.0	100.0	100.0
Err:508	Err:508	Err:508
Err:508	Err:508	Err:508
Err:508	Err:508	Err:508
0.0	0.0	0.0
0.0	0.0	0.0
Err:508	Err:508	Err:508
0.0	0.0	0.0
0.0	0.0	0.0
Err:508	Err:508	Err:508
100.0	100.0	100.0
100.0	100.0	100.0
Err:508	Err:508	Err:508
Err:508	Err:508	Err:508
Err:508	Err:508	Err:508
0.0	0.0	0.0
Err:508	Err:508	Err:508
#N/A	#N/A	#N/A
#N/A	#N/A	#N/A
Err:508	Err:508	Err:508
Err:508	Err:508	Err:508
#N/A	#N/A	#N/A
Err:508	Err:508	Err:508
0.00	0.00	0.00
0.00	0.00	0.00
Err:508	Err:508	Err:508

No. of Shares 100,000

Earnings

EPS

Outside Investors 30.00%

Initial Investment Err:508

Initial Price 1.00

Value of Investment Err:508

Err:508 Err:508 Err:508

Err:508 Err:508 Err:508

Err:508 Err:508 Err:508

#N/A #N/A #N/A

Err:508 Err:508 Err:508

0.00% 0.00% 0.00%

Err:508 Err:508 Err:508

iates

STOCK ANALYSIS

My Company

<u>Year 1</u>	<u>Year 2</u>	<u>Year 3</u>
Err:508	Err:508	Err:508
Err:508	Err:508	Err:508
Err:508	Err:508	Err:508
Err:508	Err:508	Err:508